

Traffic Safety Instructions

【When you drive your international driving permit....】

- You must carry your international driving permit when you drive in Japan.
- The requirements for your international driving permit in Japan are as follows.
 - It must be issued by a member state of the Geneva Convention.
 - The form must be unified by the Geneva Convention.
 - It must be issued by an appropriate authority or authorized organization.
 - The valid term must be one year or less after the date of issue.
- You can drive with the above-mentioned international driving permit in Japan for the period which meets the conditions (periods) mentioned below.
 - The valid term of the international driving permit.
 - One year after your landing in Japan.
- In a case where a non-Japanese, who is registered in the Basic Resident Register after landing in Japan, leave Japan, receive his/her international driving permit while staying in a foreign country for 3 months or more, and re-enter Japan, he/she can drive with the international driving permit for the period which meets the conditions (periods) mentioned below.
 - One year from the date of issue
 - One year after your re-entering Japan.
- In a case where the non-Japanese receives his/her international driving permit while staying in a foreign country for less than 3 months, there may be a possibility that you can not drive with it in Japan. For more information about it, please inquire at the nearest police station or call the telephone number mentioned below.



Fukushima Driver's License Center 024-591-4372 or 4381

Koriyama Driver's License Center 024-961-2100

【When you need to convert your domestic driving permit to a Japanese one】

- If you need to convert your domestic driving permit to a Japanese one, please call the phone number mentioned below for more information.

Fukushima Driver's License Center 024-591-4372 or 4381

Koriyama Driver's License Center 024-961-2100

【For Drivers】

- You must carry your driver's license when you drive.
- At an intersection with a 'Stop' sign, you must stop before the stop line, look right and left to check safety, and move forward.
- When you make a right turn at an intersection, move over close to the center of the intersection as much as possible and go slowly and turn keeping close to the center.
- When there are pedestrians crossing the crosswalk, you must stop before the crosswalk so as not to obstruct the passage.
- Don't drink and drive.
- Avoid driving when you take medicine that could affect your driving (e.g. cold medicine, headache pills).
- When you drive, not only you but also your passengers should wear seat belts.



【When you are in a traffic accident】

- When there is a traffic accident resulting in injuries, the driver who is related to the traffic accident must provide aid to the injured and report to the police immediately.
- In any traffic accident, even if no one is injured, the driver who are involved in the traffic accident is required to report to the police. Failure to report will cause you to receive penalties. Call #110 for reporting.



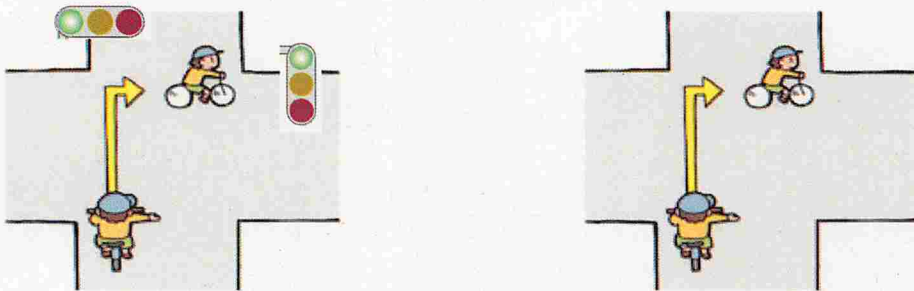
【For pedestrians and bicyclists】

- Pedestrians should walk on sidewalks. On roads without sidewalks, pedestrians must keep to the right.
- Bicyclists are required to ride far left in the roadway.
- However, on a sidewalk with the sign 'Bicycles and pedestrians Only', you may ride your bicycle on the roadway side of the sidewalk.
- At an intersection with a 'Stop' sign, you must stop before the stop line, look right and left to check safety, and move forward.
- When you are at an intersection where the visibility is bad or you




are entering the crossing road which has priority, you must stop before the stop line, and look right and left to check safety.

- When you make a right turn at an intersection with traffic lights by bicycle, you must go straight when the traffic light ahead is green, turn its direction to the right there after crossing the road, and go straight when the traffic light ahead turns green.
- At an intersection without traffic lights, you must turn right as you check the safety around you.











- When pedestrians cross a crosswalk, they must observe the "traffic light for pedestrians only."



【英語】

Traffic Signs

	<p>Stop</p>
	<p>Maximum Speed Limit</p>
	<p>No Parking</p>
	<p>No Parking or Stopping</p>
	<p>One Way</p>
	<p>Designated directions</p>
	<p>No Entry for Vehicles</p>
	<p>Do not move into the right lane for overtaking</p>